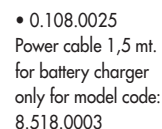

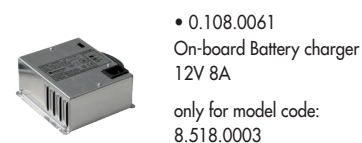


**Quick**



**STANDARD EQUIPMENT**



**Equipped with:**

- Suitable to work in high congested areas like small shops, offices, kitchens, schools, hospitals, bars, gyms, restaurants
- Adjustable flow (automatic start-stop with solenoid valve) of the detergent solution depending on type of surface
- Brush with quick release
- Removable recovery tank
- **Li-ion battery 12V (36B Li)**
- Available in battery version (36B) with integrated battery charger with data memory and for any type of batteries
- Battery included (36 B)
- Squeegee lifting lever
- Compact reclining handle with control switches
- Easy access and simple service of the components.

**\* New, standard on machines starting from 2022, compatible with all previous machine models**

	Quick 36E	Quick 36B	Quick 36B Li
code	8.518.0004	8.518.0003	8.518.0074
power supply	220/240 V - 50/60 Hz	12 V (batteries and charger included)	12 V (Li-ion battery and charger included)
scrubbing/squeegee width	360/460 mm	360/460 mm	360/460 mm
max working capacity	1260 m <sup>2</sup> /h	1260 m <sup>2</sup> /h	1260 m <sup>2</sup> /h
solution tank capacity	11 l/2.91 gal	11 l/2.91 gal	11 l/2.91 gal
recovery tank capacity	12-13 l/3.2 gal	12-13 l/3.2 gal	12-13 l/3.2 gal
traction	mechanical	mechanical	mechanical
RPM/pressure on the brush	130/25 kg/55 lbs	145/22 kg/48,5 lbs	130/18 kg/39,6 lbs
brush motor power	370 W	250 W	250 W
detergent solution system	solenoid valve	solenoid valve	solenoid valve
depression/vacuum motor	850 mmH <sub>2</sub> O/400 W	650 mmH <sub>2</sub> O/180 W	650 mmH <sub>2</sub> O/180 W
dimensions/weight	120x43x97 cm/49kg	120x43x97 cm/57kg	120x43x97 cm/42,5kg



The unit can be supplied mains (15 m optional extension cable available) or battery powered. Reclining handle: fit on any operator's height and allowing the perfect cleaning also on 90° corners. Shock-absorbing covers, simple cleaning of the recovery tank, non marking wheels.

Easy access to mechanical parts (easy maintenance of each component), removable recovery tank without tools.



User friendly analogic control panel. Control lever for brush operation and detergent water outflow. General ON/OFF switch, brush and vacuum motor switch, solenoid valve operation switch.

Parabolic squeegee, easy rubber blades replacement. The floating brush plate and squeegee grant the right cleaning pressure on any type of floor.



**OPTIONAL**



- 0.107.0050 Battery AGM 12V 55Ah only for model code: 8.518.0003



- 0.108.0051 Booster battery charger




- 4.508.1058 Polyurethane front blade L.537 TH. 2
- 4.508.1059 Polyurethane rear blade L.590 TH. 2,5

\*



- 5.511.2214 Tynex brush Ø 360 mm-14"
- 5.511.2215 PP 0,3 brush Ø 360 mm-14"
- 5.511.2216 PES brush Ø 360 mm-14"

\*



- 5.511.2217 EWU pad driver Ø 360mm-14"



- 6.508.0143 Abrasive pad Ø 381 mm-15" - beige (5 pcs.)
- 6.508.0144 Abrasive pad Ø 381 mm-15" - green (5 pcs.)
- 6.508.0141 Abrasive pad Ø 381 mm-15" - black (5 pcs.)



- 4.512.0068 Extension electric cord 15 m with Schuko plug